



Join the national control programme to help manage **BVD**



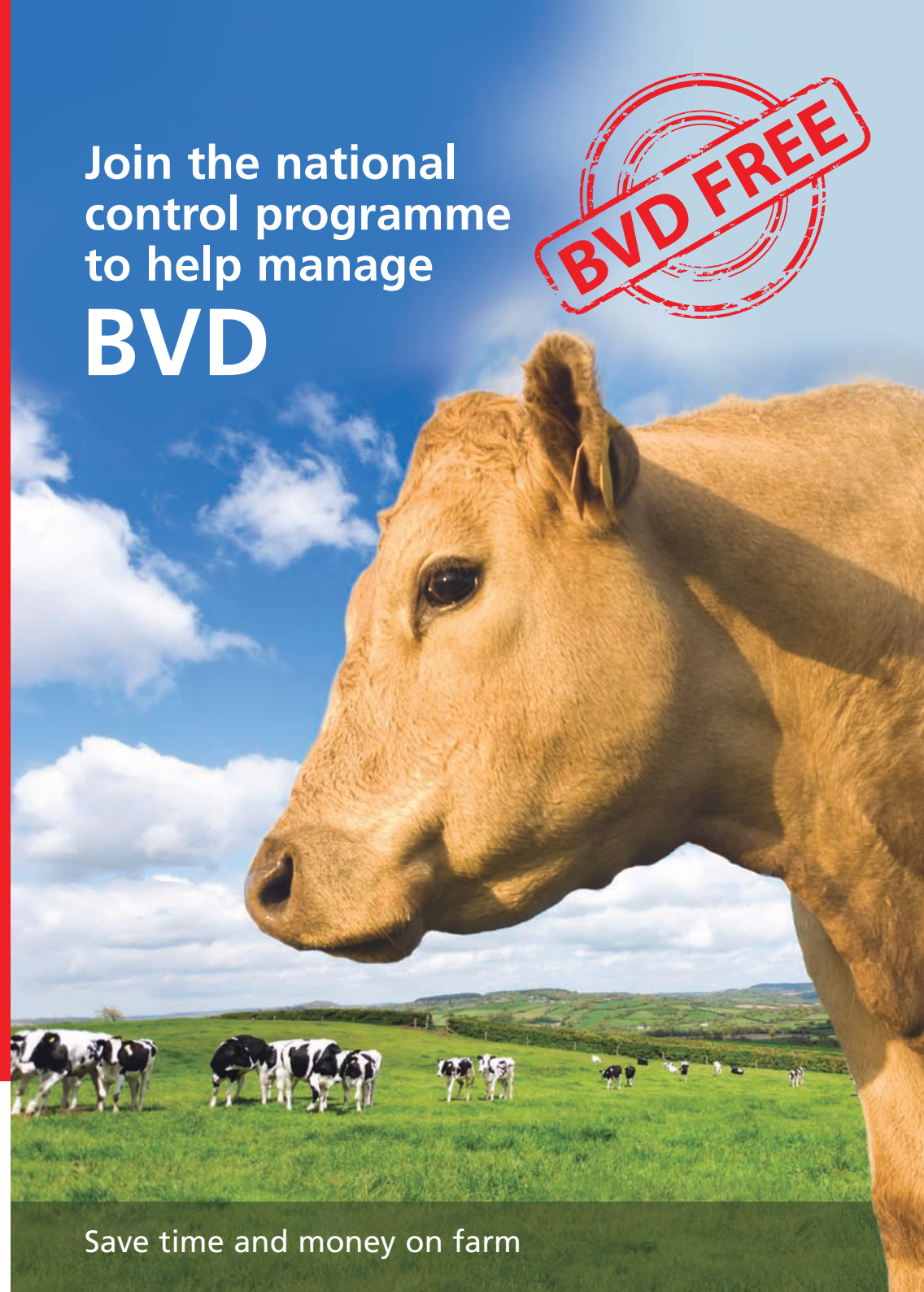
## England: working together to control BVD

For more information, please contact the national BVD control programme at [action@bvdcontrol.co.uk](mailto:action@bvdcontrol.co.uk) or on 01765 608489

We would like to thank Animal Health Ireland for the use of some of the materials in this booklet.



This project is supported by the Rural Development Programme for England (RDPE) for which Defra is the Managing Authority, part funded by the European Agricultural Fund for Rural Development: Europe investing in rural areas.



Save time and money on farm

# What is BVD?



**BVD is an extremely expensive and time consuming disease to deal with on farm. Its effect on cattle means that they may fail to reach peak performance, have a lower immunity (so suffering more respiratory and infectious disease) and have poorer fertility. We cannot afford to ignore it.**

## How do I know if I have BVD on farm?

Tell-tale signs can include:

- Unexplained ill-thrift
- Poor fertility performance with increased barren cow rate
- More unexplained abortions than normal
- Calves scouring and having more pneumonia than expected
- Sick calves responding poorly to veterinary treatment

## How does BVD spread?

BVD is commonly spread from infected dams to their unborn calf, through the semen of infected bulls and from nose to nose contact with infected carriers. Vaccinating can help control the disease - but will not eradicate the disease in infected stock – so you might be vaccinating and still have BVD on your farm.

## Understanding the spread of BVD animal to animal

### Naive

Virus infects susceptible non- pregnant animal

### Infected


Animal becomes acutely infected and sheds virus for up to 2 or 3 weeks.

### Immune

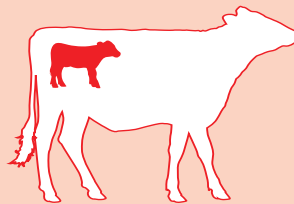
Animal mounts immune response and eliminates infection.

## The spread of BVD dam to calf


### BVD in early pregnancy



### Cow and calf infected



### Only dam becomes immune



### Calf born persistently infected (PI)



## So what can I do about BVD on farm?

Managing BVD is a simple process you need to follow in conjunction with your farm vet. **There are four key steps to addressing BVD on your farm.**

### STEP 1 Planning

**What am I investigating? How big is my problem? What is it I'm seeking to achieve?**

Do you know if BVD is a problem for you on farm? Set a goal with your vet as part of your herd health plan, to know what your herd status is, decide what you'd like it to be, and know how you're going to get there.

### STEP 2 Investigating

**What is my herd status and how do I identify individually infected animals?**

Knowing your herd's status will give you the information to help select the most appropriate controls to use on your farm. Bulk milk samples and / or youngstock bleeds help show whether BVD is a concern for your farm and whether you need to do more tests to fully understand where the problems lie.

### STEP 3 Controlling

**What do I need to do to control BVD in my herd?**

When you know whether you have BVD, or any PI animals on farm you can take steps to remove PIs, set up a vaccination strategy and ensure you have biosecurity controls in place.

### STEP 4 Monitoring

**How do I know if my control programme is working?**

To make sure your control programme is working, regularly check the status of your herd.

Talk to your vet today to discuss BVD control on your farm.